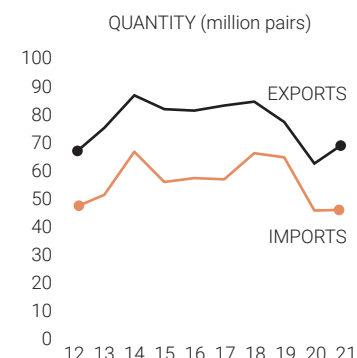
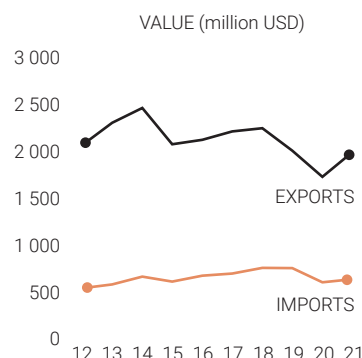


PORTUGAL

CAPITAL	Lisbon	LANGUAGE	Portuguese
AREA (Km ²)	92 226	CURRENCY	Euro
POPULATION	10 million		
GDP PER CAPITA	24 264 USD	GDP 2021	250 billion USD
Δ GDP 2021	4.9%	Δ GDP Last 5 Years	5.0%

FOOTWEAR INDUSTRY

	VALUE		QUANTITY		PRICE
	Million USD	World Rank	Million Pairs	World Rank	USD
EXPORTS	1 981	13	69	19	\$28.60
IMPORTS	622	39	45	54	\$13.73
PRODUCTION			76	19	
CONSUMPTION			52	52	

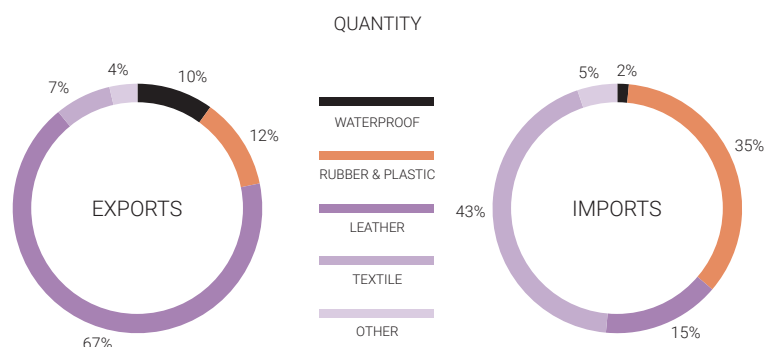


MAIN TRADING PARTNERS

EXPORT MARKETS	Million USD	Value Share	Million Pairs	Quantity Share	LAST 5 YEARS VARIATION	Million USD
Germany	460	23%	16.7	24%	+ Germany	23%
France	395	20%	11.3	16%	- Belgium	-37%
Netherlands	292	15%	8.9	13%	- U. Kingdom	-17%
Spain	154	8%	9.1	13%	- Spain	-25%
U. Kingdom	122	6%	4.2	6%	- France	-15%

IMPORT MARKETS	Million USD	Value Share	Million Pairs	Quantity Share	LAST 5 YEARS VARIATION	Million USD
Spain	241	39%	18.2	40%	+ Germany	43%
France	64	10%	4.8	11%	+ France	17%
Belgium	63	10%	1.9	4%	- Italy	-25%
Germany	60	10%	3.3	7%	- Netherlands	-30%
China	59	10%	12.1	27%	- Spain	-16%

TYPES OF FOOTWEAR TRADED



RECENT DEVELOPMENTS

Portugal is the 9th biggest exporter of leather footwear worldwide and is ranked among the world's top 20 leading footwear exporters. Portuguese exports recovered in 2021 and have their main markets in Germany, France and other European countries. Imports remained stable last year. Spain is the main source of Portuguese imports.

MAIN PLAYERS

	TURNOVER (million USD)	EMPLOYEES
ECCO'Let (Portugal) - Fábrica De Sapatos, Lda	93.3	1 144
Gabor Portugal - Indústria De Calçado, Lda	74.8	1 252
Sopropé - Organizações De Calçado, S.A.	57.9	587
Ara Shoes Portuguesa, Unipessoal, Lda	38.2	658
Rodiro - Fábrica De Calçado, S.A.	35.6	398

SECTORIAL ORGANIZATIONS

APICCAPS - Portuguese Footwear, Components and Leather Goods Manufacturers' Association | www.apiccaps.pt
CTCP - Portuguese Footwear Technological Centre | www.ctcp.pt

FAIRS & EVENTS

n.a.